




Shown in Mocha maple finish



Calibra™ II Cabinetry

Calibra II's clean **slab design** offers a contemporary spin on the style originally made popular by European designers. **Full overlay** doors create a modern, elegant look that's ideal for any décor. Available in maple or enamel painted finishes.


M Maple Stain finishes:



Double Espresso



Truffle



Espresso



Autumn Brown



Nutmeg




Storm



Mocha



Café




Toffee

P Enamel Paint* finishes:



Onyx




Baltic



Slate




River Rock




Latte



Dove



Linen



Alpine White

Calibra™ II Cabinetry – CLEAN, CONTEMPORARY DESIGN FOR EVERY HOME

3/4" thick solid door frames and drawer fronts • Solid slab design • Available in square design for all cabinets; offered with slab drawer fronts • Full overlay doors and drawer fronts • Eased outer edge profile on doors and drawers • Decorative hardware is required • This door does not support the horizontal installation of cabinet pulls

*additional charge applies

Visit advantacabinets.com/paint-disclosure for more information on our painted finishes.

AdvantaCabinets.com

Proudly Made in America



Kitchen Cabinet Manufacturers Association
Environmental Stewardship Program
All Products Impact the Environment
For ESP Program Criteria, Visit kcma.org

ADVANTA
CABINETS

An **acpi** brand